

# O MEU LIVRO DE UKULELE

A música é para todos!  
Toca o teu ukulele e  
partilha a tua música!

Prof. Tânia Costa



# Começa por conhecer o teu Ukulele

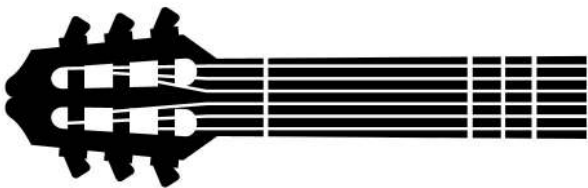


- 1 - Tampo
- 2 - Barra de cavalete; prende as cordas
- 3 - Cavalete
- 4 - Boca ( abertura onde o som se propaga )
- 5 - Cordas
- 6 - Trastes metálicos ( divide o braço da guitarra de forma a produzir diferentes notas )
- 7 - Casa ( 12 casas possíveis de tocar )
- 8 - Pente ou Pestana
- 9 - Carrilhões ( afinadores )
- 10 - Cabeça

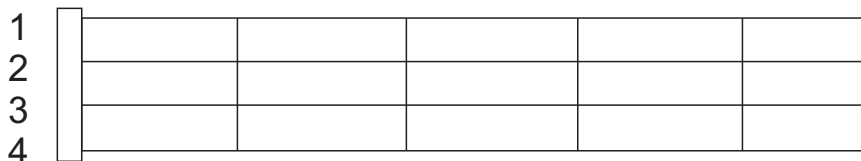
# Postura correta para pegar no ukulele



## Cordas



- deita assim o teu ukulele e olha para o braço dele
- é assim que vamos ver para perceber onde temos de pôr os dedos para pisar as cordas

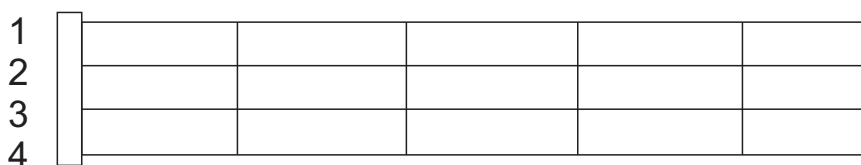


As cordas podem ser todas iguais mas afinadas em tons diferentes

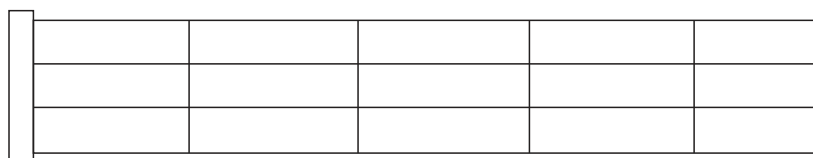
# Notas musicais

Do - Re - Mi - Fa - Sol - La - Si

## Notas das cordas soltas

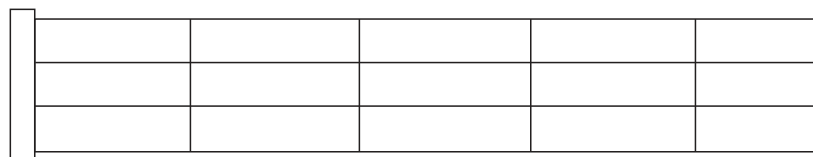


Corda 1 - La  
Corda 2 - Mi  
Corda 3 - Do  
Corda 4 - Sol



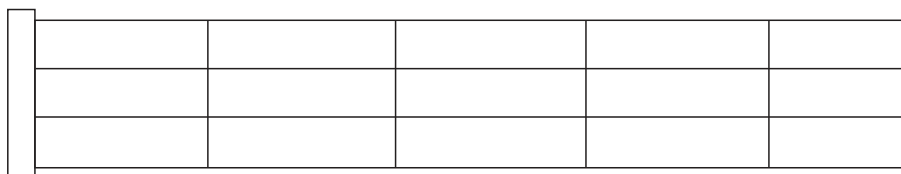
## Afinação do Ukulele

Corda 1 - La - **A**  
Corda 2 - Mi - **E**  
Corda 3 - Do - **C**  
Corda 4 - Sol - **G**



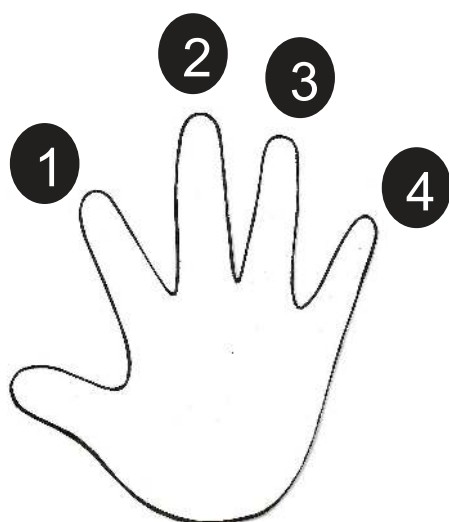
Dó - **C** | Ré - **D** | Mi - **E** | Fá - **F** | Sol - **G** | Lá - **A** | Si - **B**

# Espaços

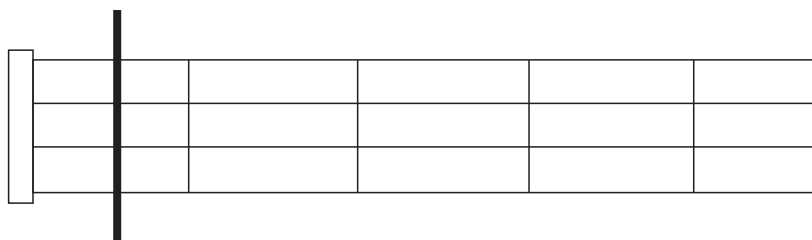


I II III IV V

## Mão esquerda

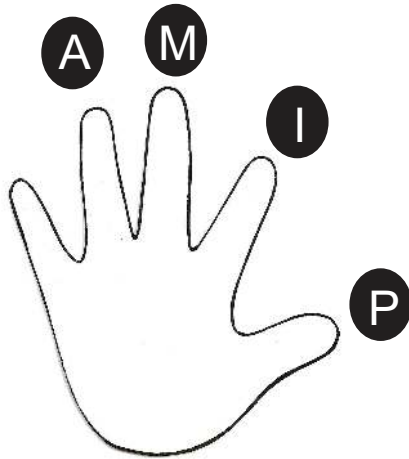


- 1 dedo indicador
- 2 dedo médio
- 3 dedo anelar
- 4 dedo mindinho



Barra - pressiona-se as cordas com o dedo indicador da mão esquerda

## Mão direita

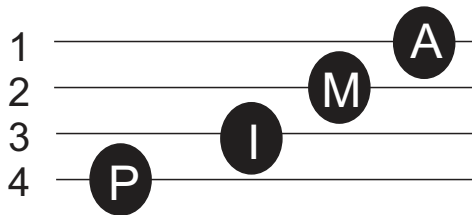


**P** dedo **P**olegar

**I** dedo **I**ndicador

**M** dedo **M**édio

**A** dedo **A**nelar



## Posição da mão direita

- deve estar com a palma da mão paralela ao tampo do ukulele
- os dedos devem estar a apontar para a boca do ukulele
- não deve usar a lateral do dedo, pois abafa o som do ukulele
- deve tocar com as unhas

# Escala

A musical staff with 12 frets. The notes are as follows:

Fret	Notes
I	fa
II	re, la, si
III	sol, do
IV	si, mi
V	do, fa, la, re
VII	re, sol, si, mi
VIII	do, fa
IX	mi, la
X	fa, re, sol
XI	si
XII	sol, do, mi, la

A musical staff with 12 frets. The notes are as follows:

Fret	Notes
I	do
II	re
IV	mi
V	fa
VII	sol
IX	la
XI	si
XII	do

Tira as tuas anotações

An empty musical staff with 12 frets, intended for the student to write their own notes.

I II III IV V VI VII VIII IX X XI XII

---




---



---

# Ritmos



--	--	--	--	--	--	--	--

--	--	--	--	--	--	--	--

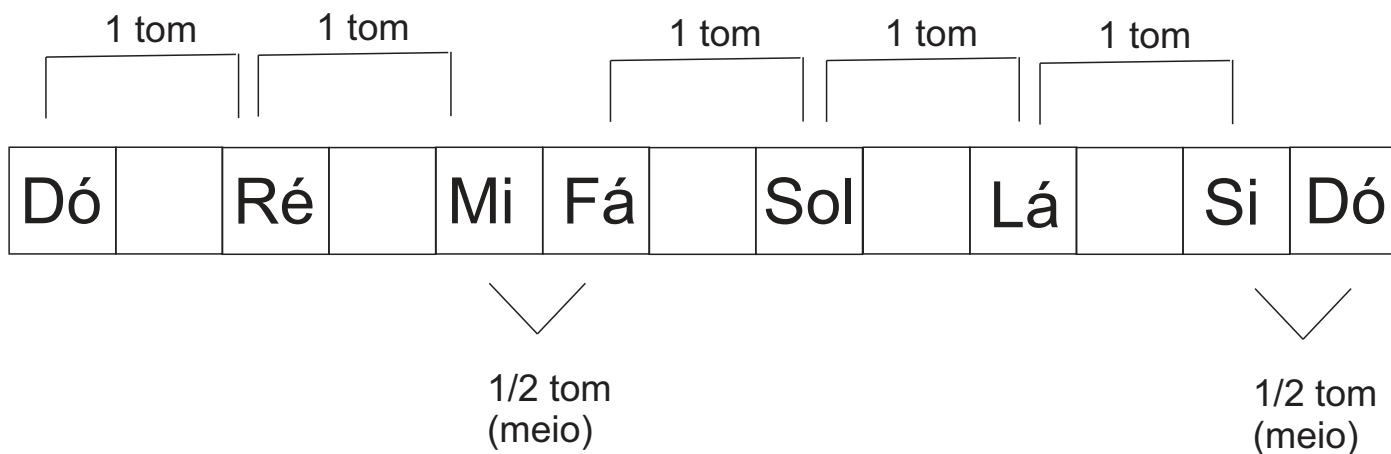
--	--	--	--	--	--	--	--

--	--	--	--	--	--	--	--

--	--	--	--	--	--	--	--

--	--	--	--	--	--	--	--





### Exercicio

Se pretendo mudar as notas ou os acordes um tom

Onde tem **Do** passa a **Re**

Re - Mi

Mi - Fá # (sustenido)

Fá - Sol

Sol - Lá

Lá - Si

Si - Dó # (sustenido)

Imagina que numa música tens os seguintes acordes: **Dó ; Sol ; Fá**

E queres passar para **Mi**

**Do** passa para **Mi**

**Sol** passa para **Si**

**Fá** passa para **Lá**

**Tira as tuas anotações**

---



---

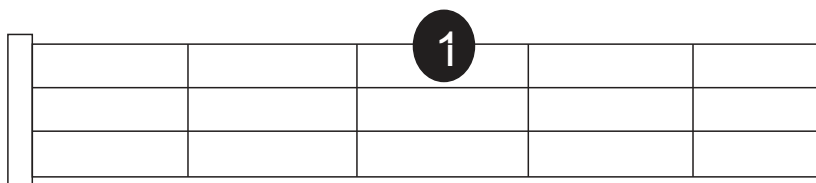


---




---

# Acordes Maiores



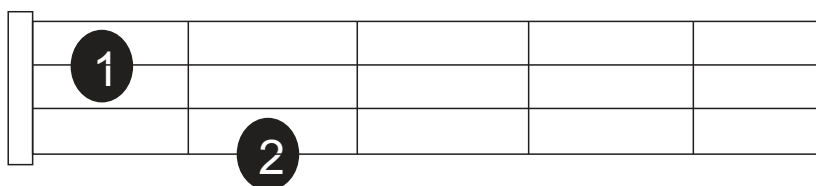
Acorde **DO** Maior



Acorde **RE** Maior

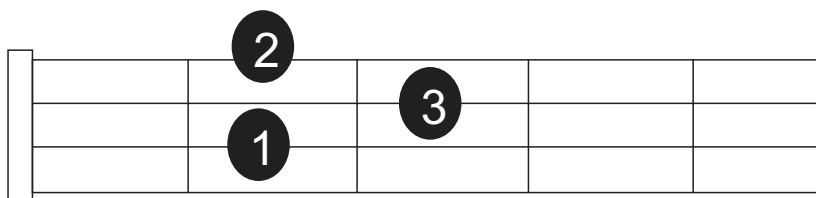


Acorde **MI** Maior

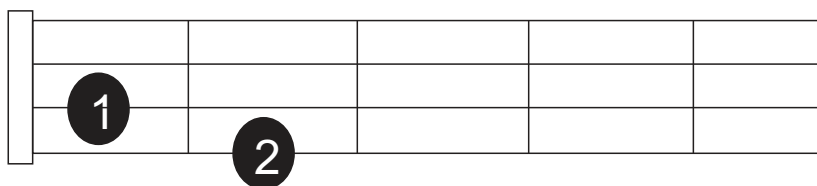


Acorde **FA** Maior

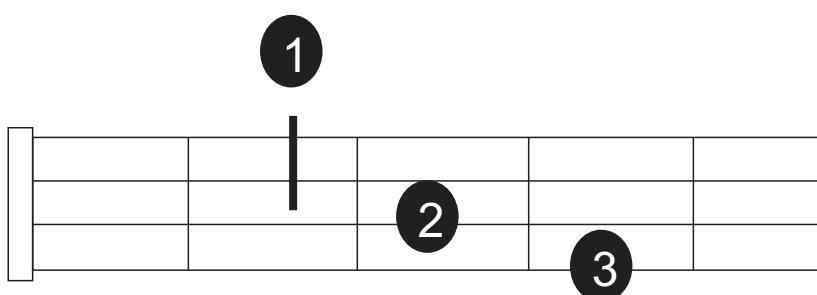
# Acordes Maiores



Acorde **SOL** Maior

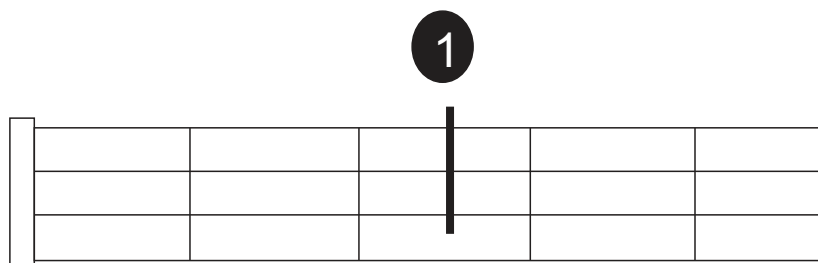


Acorde **LA** Maior

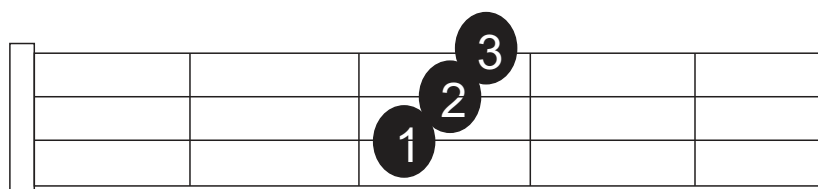


Acorde **SI** Maior

# Acordes menores



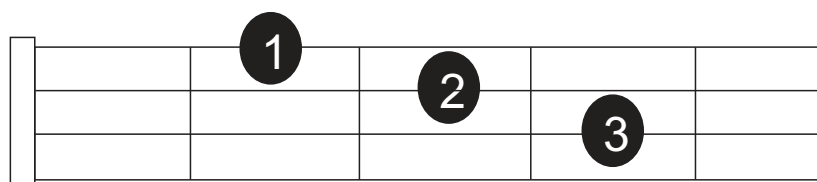
Acorde **DO** menor



Acorde **DO** menor  
(alternativa)

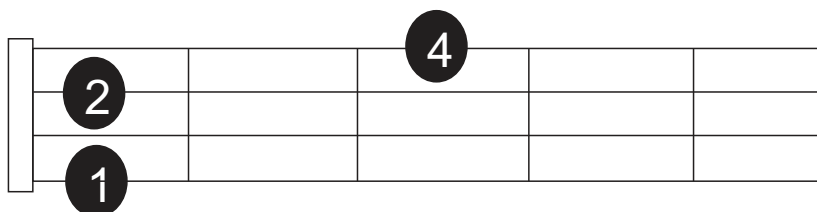


Acorde **RE** menor

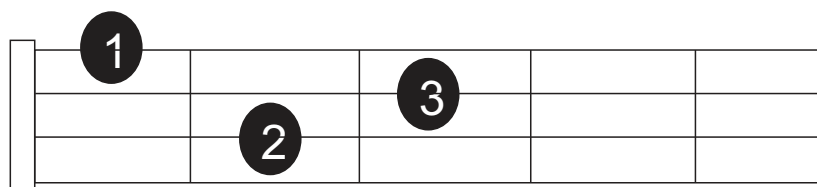


Acorde **MI** menor

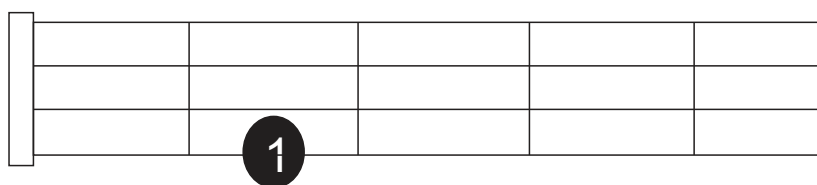
# Acordes menores



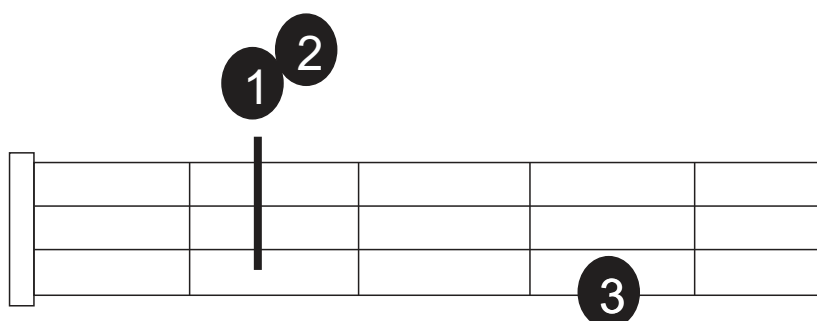
Acorde **FA** menor



Acorde **SOL** menor



Acorde **LA** menor



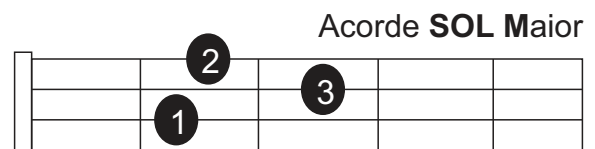
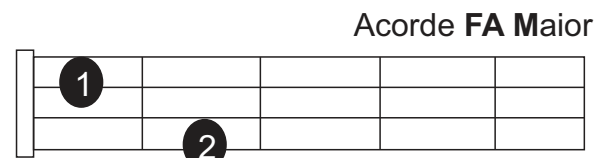
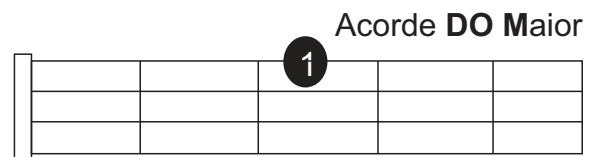
Acorde **SI** menor

# PARABÉNS A VOCÊ

Dó                      Sol  
Parabéns a você  
                            Dó  
Nesta data querida  
                            Fá  
Muitas felicidades  
                            Do Sol Do  
Muitos anos de vida

Do                      Sol  
Hoje é dia de Festa  
                                    Do  
Cantam as nossas almas  
                                    Fá  
Para @ menino@ (nome da pessoa)  
                            Do Sol Do  
Uma salva de palmas

Do                      Sol  
Tenha tudo de bom  
                                    Do  
Do que a vida contém  
                                    Fá  
Tenha muita saúde  
                            Do Sol Do  
E amigos também




# Alecrim

indicação do sitio das notas



segue estas notas →

Sol Fa Mi



Mi Re Mi



Sol Fa Fa Fa

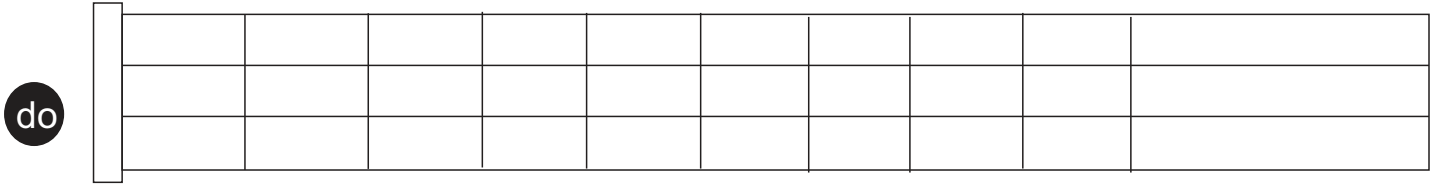


Mi Fa Sol




Fa Fa Fa Mi Fa Sol Mi Mi

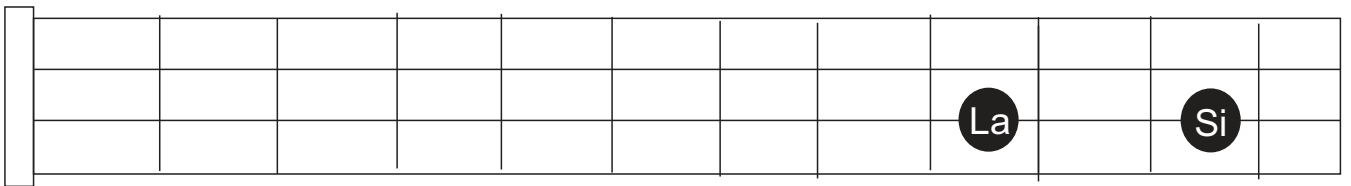
# Alecrim



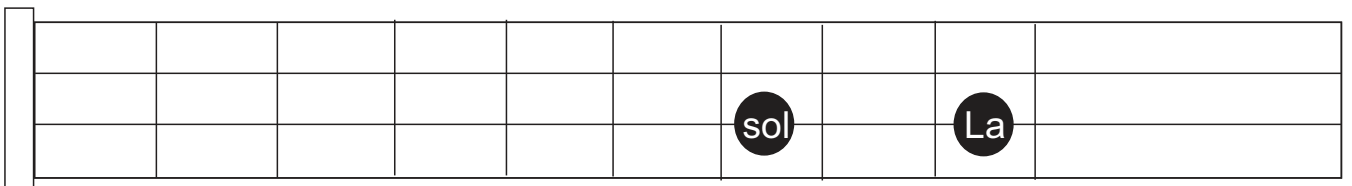
Do Do Do



La La La



Si la



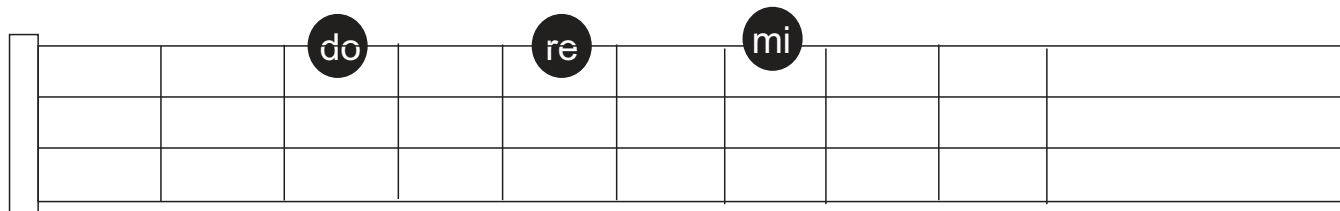
Sol Sol Sol La




Sol Fa Fa Fa La Sol Fa Mi



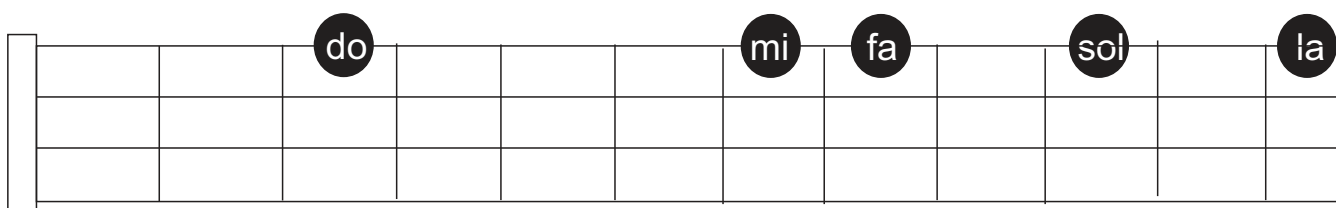
# Frère Jacques



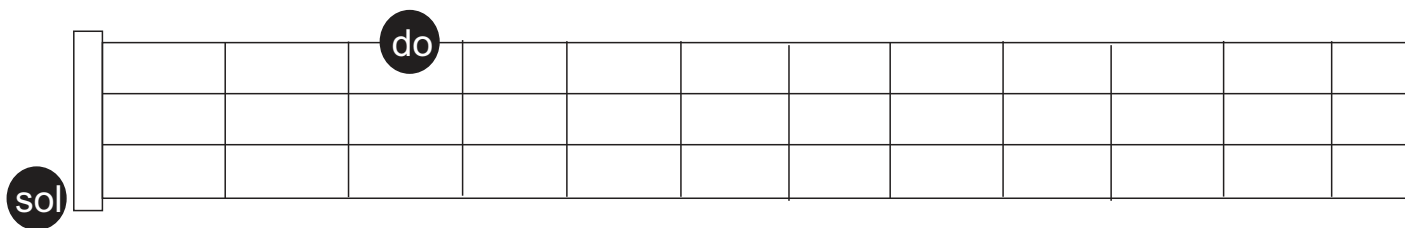
segue estas notas → Do Re Mi Do



Mi Fa Sol

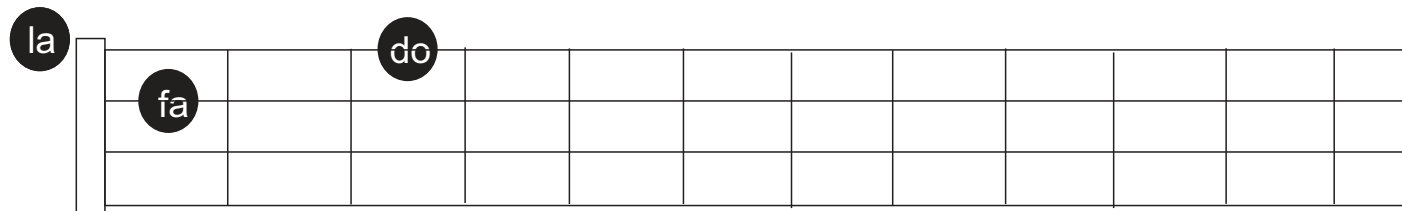


Sol La Sol FA Mi DO



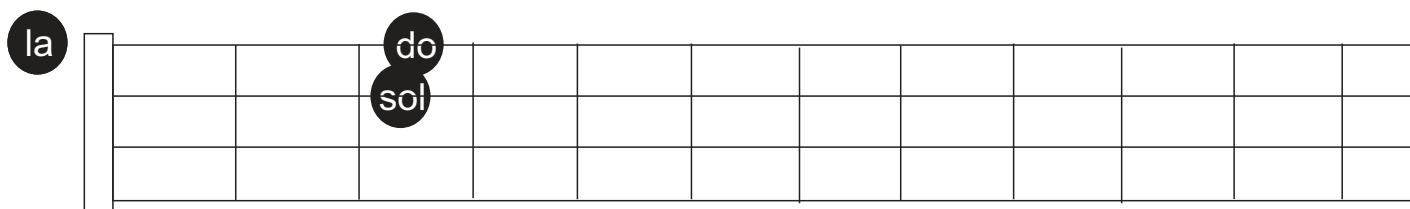
Do Sol Do

# Marcha soldado

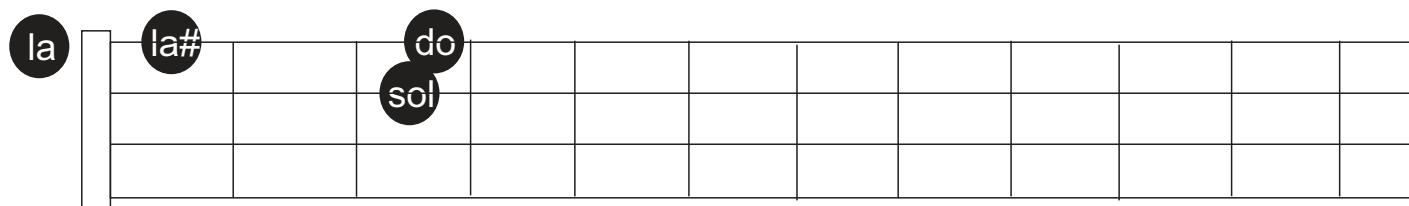


segue estas notas →

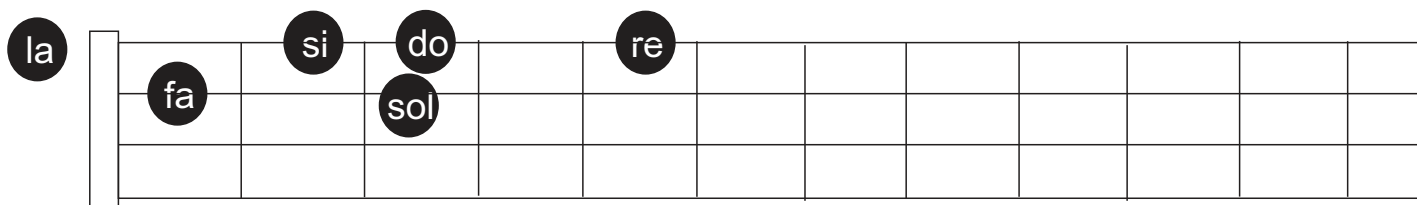
Do Do La Fa Fa



La do do do la sol




La la# la# la# sol do do




Re do la# la sol fa


# É Natal, é Natal




segue estas notas → Si (7x) Re Sol La Si



Do (x5) Si (4x) La La Sol La Re



Si (7x) Re Sol La Si



Do (x5) Si (4x) Re Re Do La Sol

# Zumbalalumba

**La**                      **Re**

Zumbalumba bate pernas

**La**

Zumbalumba dá um abraço

**Mi**

Zumbalumba estala os dedos

**La**

Zumbalumba bate a mão (bis)

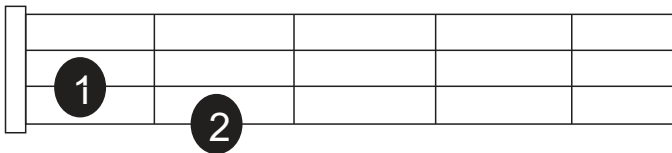
**La**    **Re**    **Mi**    **La**

Perna, braço, dedo, mão

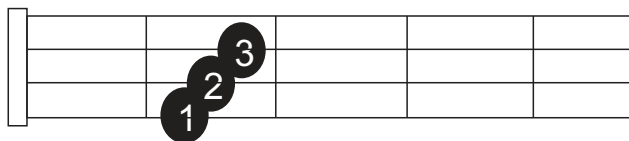
**La**    **Re**    **Mi**    **La**

Perna, braço, dedo, mão

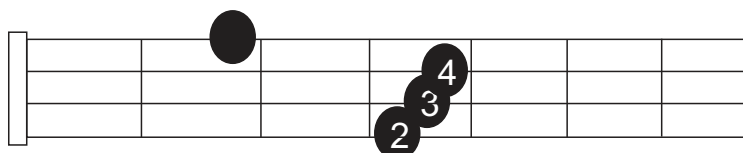
( começar devagar e progressivamente acelerar o ritmo )



Acorde **LA** Maior



Acorde **RE** Maior



Acorde **MI** Maior

# O meu corpinho

**Do**

Os **meus pézinhos** já sabem dançar

os meus pézinhos já sabem dançar

**Fa Sol Do**

Fecham e abrem e vão descansar (bis)

**Do**

As **minhas perninhas** já sabem dançar

As minhas perninhas já sabem dançar

**Fa Sol Do**

Fecham e abrem e vão descansar (bis)

**Do**

O **meu tronquinho** já sabe dançar

o meu tronquinho já sabe dançar

**Fa Sol Do**

Fecham e abrem e vão descansar (bis)

**Do**

Os **meus bracinhos** já sabem dançar

Os meus bracinhos já sabem dançar

**Fa Sol Do**

Fecham e abrem e vão descansar (bis)

**Do**

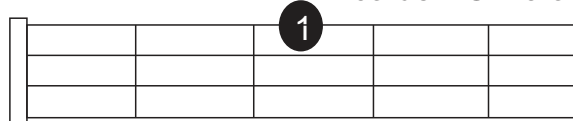
Os **meus dedinhos** já sabem dançar

Os meus dedinhos já sabem dançar

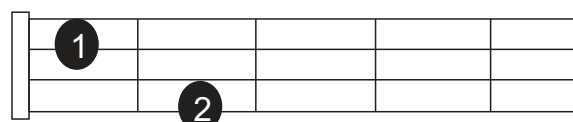
**Fa Sol Do**

Fecham e abrem e vão descansar (bis)

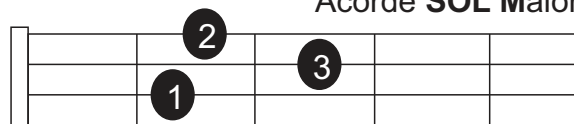
Acorde **DO** Maior



Acorde **FA** Maior



Acorde **SOL** Maior



# Bom dia ao Sol

**Re La Re**

Bem-vindo sejas ó Sol

**Sol La Re**

que os teus raios me iluminem

**Sol La Re**

este dia quero saudar

**Sol La Re**


e daqui vos abraçar

**Re La Sol Re**

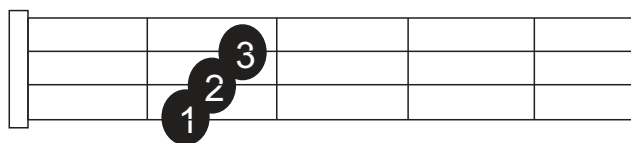
Bom dia, Bom dia, Bom dia ao Sol,

**La Re**

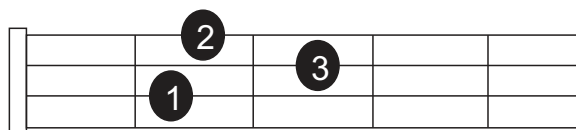
Bom dia, Bom dia, Bom dia



Acorde **LA** Maior



Acorde **RE** Maior



Acorde **SOL** Maior

# Mantra Gobinday

**Do La- Fa Sol**

Gobinday, Mukanday, Udharay, Aparay

**Do La- Fa Do**

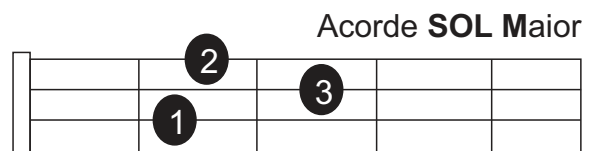
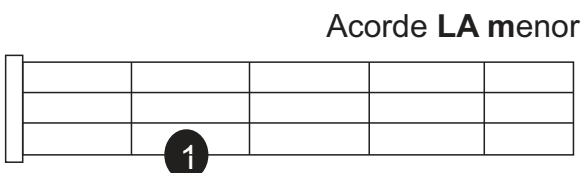
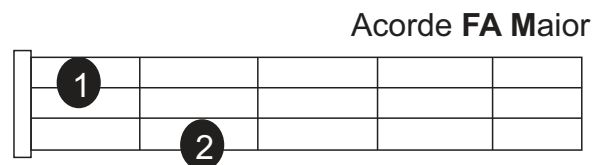
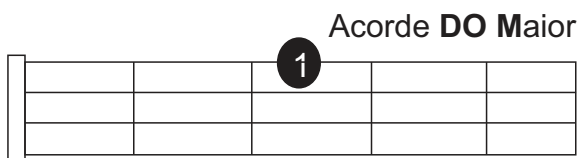
Hariang, Kariang, Nirnamay, Akamay

**Do Sol Fa Do**

Gobinday, Mukanday, Udharay, Aparay

**Do Sol Fa Do**

Hariang, Kariang, Nirnamay, Akamay



# É devagar

**Re Sol Mi- Do**

É devagar, bem de mansinho

**Re Sol Mi- Do**

p'ra não cansar, devagarinho

**Re Sol Mi- Do**

e quando eu acelerar

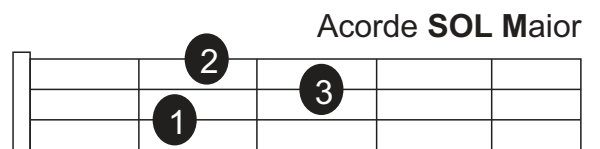
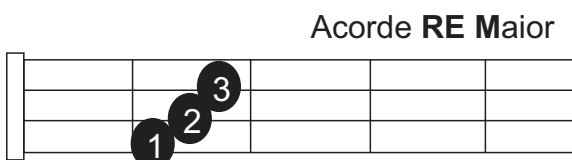
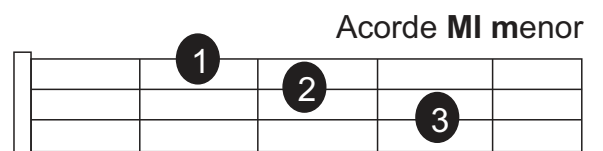
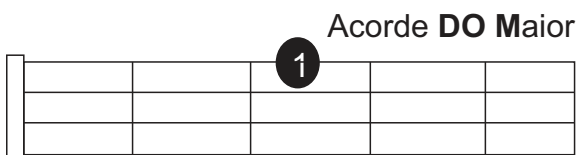
**Re Sol**  
tu vais dançar

**Mi- Do**  
mais rápido!

**Sol Mi- Do Re**  
+ rápido + rápido + rápido + rápido

**Sol Mi- Do Re**  
bem rápido bem rápido bem rápido bem rápido

Parou! (ninguém mexe)





# Silêncio

**Re Sol**

Silêncio

**Sol**

**La-**

Está na hora de ficar bem quietinho

**Re**

**Sol**

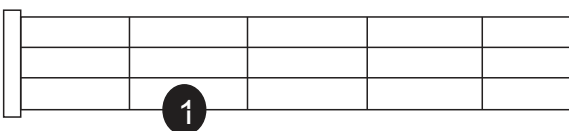
sem nenhum barulhinho e fazer silêncio

**Re Sol Re Sol**

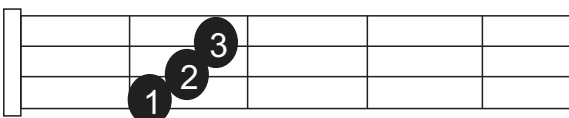
silêncio silêncio

( ir cantando cada vez mais baixinho )

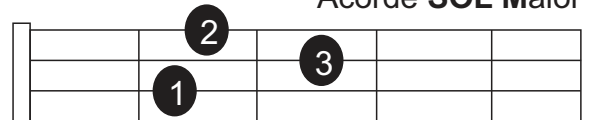
Acorde **LA** menor



Acorde **RE** Maior



Acorde **SOL** Maior



# O meu nome

**La**

**Mi**

o meu nome eu vou falar

**La**

é tão fácil de dizer

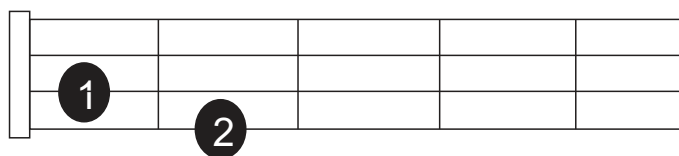
**Mi**

faz silêncio p'ra escutar

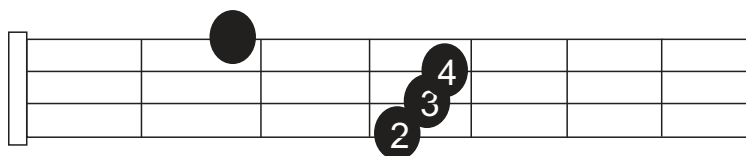
**La**

que tu vais aprender

\_\_\_\_( nome ) \_\_\_\_



Acorde **LA** Maior



Acorde **MI** Maior

# Ó Malhão, Malhão

**Fa**                      **Do**  
O Malhão, Malhão

**Fa**  
Que vida é a tua?

**Fa**                      **Do**  
O Malhão, Malhão

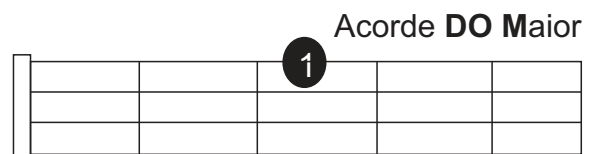
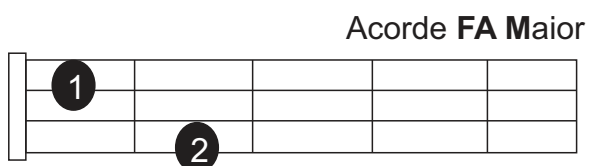
**Fa**  
Que vida é a tua?

**Do**  
Comer e beber, o tirim-tim-tim

**Fa**  
Passear na rua

**Do**  
Comer e beber, o tirim-tim-tim

**Fa**  
Passear na rua



# Hakuna Matata

**Do Fa Do**

Hakuna Matata, é lindo dizer!

**Fa Re Sol**

Hakuna Matata, sim vai entender

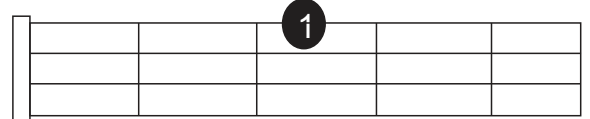
**La- Fa Re**

Os seus problemas, você deve esquecer

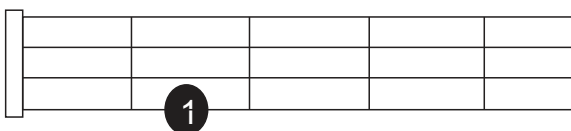
**Fa Sol Do**

Isso é viver, é aprender, Hakuna Matata

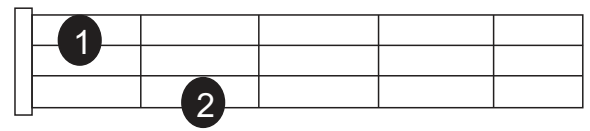
Acorde **DO** Maior



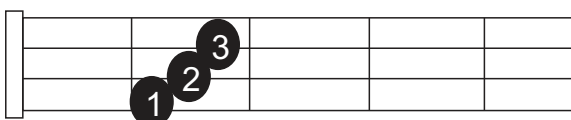
Acorde **LA** menor



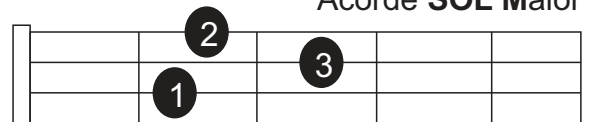
Acorde **FA** Maior



Acorde **RE** Maior



Acorde **SOL** Maior



# Estava na Floresta

**Dó**                      **Sol**              **Dó**

Estava na floresta, um cuco a cantar

**Sol**              **Dó**

Por trás de uma giesta, nós fomos escutar:

**Sol**              **Dó**

Cu-cu, Cu-cu, Cu-cu, Cu-ru, Cu-cu,

**Sol**              **Dó**

Cu-cu, Cu-cu, Cu-cu, Cu-ru, Cu-cu

**Dó**                      **Sol**              **Dó**

A noite estava escura, não havia luar

**Sol**              **Dó**

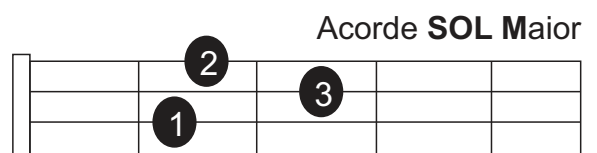
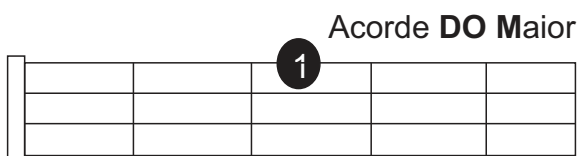
Ouvimos lá ao longe, um lobo a uivar:

**Sol**              **Dó**

A-ú, A-ú, A-ú, A-ú, A-ú,

**Sol**              **Dó**

A-ú, A-ú, A-ú, A-ú, A-ú,



# O sapo não lava o pé

## Sol

O sapo não lava o pé

**Re**

não lava porque não quer

Ele mora lá na lagoa, não lava o pé

**Sol Re Sol**

porque não quer (mas que chulé)

## Sol

A sapa naa lava a pa

**Re**

nãa lava parqua nãa quar

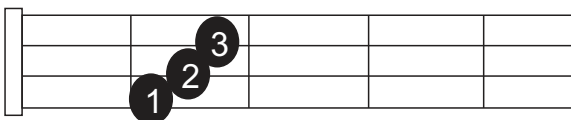
ala mara lá na lagaa, nãa lava a pá

**Sol Re Sol**

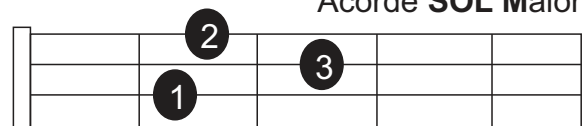
parqua nãa quar (mas qua chalá)

... e ... í ... o ... u ...

Acorde **RE** Maior



Acorde **SOL** Maior



# Borboletinha

**Sol**

**Re**

Borboletinha tá na cozinha

**Sol**

fazendo chocolate para a madrinha

Poti - Poti

**Re**

Perna de pau

olho de vidro

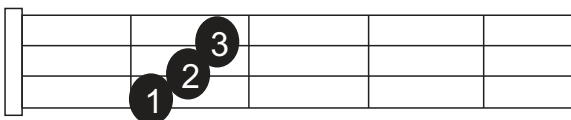
**Sol**

e nariz de picapau

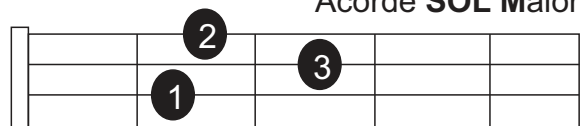
**Re Sol**

pau - pau

Acorde **RE** Maior



Acorde **SOL** Maior



# A barata

**Dó**

**Sol**

**Dó**

A Barata diz que tem sapatinhos de veludo (repete)

**Fa**

**Sol**

**Dó**

É mentira da barata, o pé dela é que é peludo!

**Sol**

**Dó**

ah, ah, ah, eh, eh, eh, pé dela é que é peludo! (repete)

**Dó**

**Sol**

**Dó**

A Barata diz que tem uma cama de marfim (repete)

**Fa**

**Sol**

**Dó**

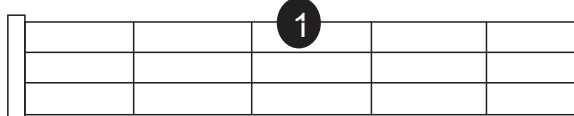
É mentira da barata, ela dorme é no jardim

**Sol**

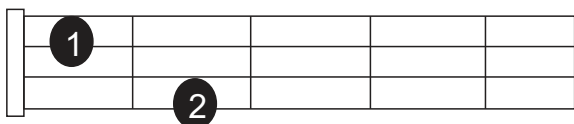
**Dó**

ah, ah, ah, eh, eh, eh, ela dorme é no jardim (repete)

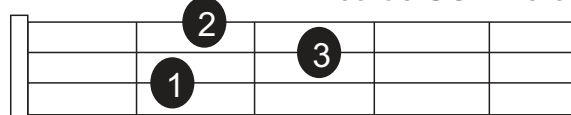
Acorde **DO** Maior



Acorde **FA** Maior



Acorde **SOL** Maior





# Alecrim

**Dó**

**Ré -**

Alecrim alecrim aos molhos

**Sol**

por causa de ti

**Dó**

choram os meus olhos

**Fa**

Ai meu amor

**Dó**

quem te disse a ti

**Sol**

que a flor do monte

**Dó**

era o alecrim

